

PMEX UPDATE

WTI 69.92 	BUY		
	Entry	Stoploss	Take Profit
	68.5 - 68.81	67.80	70.79 - 71

The scrip is trading below its 50DMA. The RSI resides at 46.

BRENT 75.00 	BUY		
	Entry	Stoploss	Take Profit
	73.93 - 74.23	73.22	75.43 - 76.03

The scrip is trading below its 50DMA. The RSI resides at 48.

GOLD 1,935.15 	BUY		
	Entry	Stoploss	Take Profit
	1926 - 1930	1,917.9	1944 - 1948

The scrip is trading below its 50DMA. The RSI resides at 40.

GAS 2.86 	SELL		
	Entry	Stoploss	Take Profit
	2.91 - 2.9	2.95	2.84 - 2.83

The scrip 4-hourly 50MA support resides at 2.469. while RSI stands at 57.

PLATINUM 940.4 	BUY		
	Entry	Stoploss	Take Profit
	930 - 934	923.11	945 - 947

The scrip is trading below its 200DMA. The RSI resides at 25.

SILVER 23.05 	BUY		
	Entry	Stoploss	Take Profit
	22.592 - 22.823	22.39	23.25 - 23.33

The scrip is trading below its 20DMA. The RSI resides at 32.

COPPER 3.84 	BUY		
	Entry	Stoploss	Take Profit
	3.8075 - 3.8325	3.78	3.8558 - 3.862

Copper Futures has 50DMA support near 3.8307. RSI stands at 55.

COTTON 78.33 	BUY		
	Entry	Stoploss	Take Profit
	77.35 - 77.64	76.88	79 - 79.15

The scrip has 50DMA at 82.16. The RSI stands at 39.

DOW 34,054 	SELL		
	Entry	Stoploss	Take Profit
	34200 - 34150	34,355	33800 - 33700

The scrip has 50DMA support at 33718. RSI stands at 52.

S&P 500 4,384 	SELL		
	Entry	Stoploss	Take Profit
	4400 - 4395	4,423	4350 - 4340

The index has 50 DMA support at 4228. RSI stands near 64.

* The risk meter is the graphical representation of the probability of the success of the trading signal.

PMEX UPDATE

NASDAQ 14,910 0.30%	SELL		
	Entry	Stoploss	Take Profit
	15000 - 14950	15,097	14800 - 14700

The scrip has 50DMA Support at 13809. while RSI stands at 75.

USD-JPY 143.45 0.08%	SELL		
	Entry	Stoploss	Take Profit
	144 - 143.8	144.48	143 - 142

The scrip has 50DMA at 137.98. RSI stands near 71.

EUR-USD 1.0925 0.17%	BUY		
	Entry	Stoploss	Take Profit
	1.0873 - 1.09	1.0844	1.096 - 1.0978

The scrip has 4-hourly 50MA resistance at 1.0912 while RSI stands at 56.

GBP-USD 1.2754 0.20%	BUY		
	Entry	Stoploss	Take Profit
	1.2714 - 1.2733	1.2676	1.278 - 1.28

The scrip has 4-hourly 50MA support at 1.2487. RSI stands at 58.

* The risk meter is the graphical representation of the probability of the success of the trading signal.

Major Headlines

Oil Steadies With Russian Instability Giving Way to Growth Fears

Oil advanced on Tuesday after a choppy session following a short-lived armed uprising in Russia, a major OPEC+ producer. West Texas Intermediate futures climbed toward \$70 a barrel after closing 0.3% higher on Monday. While the dramatic events in Russia over the weekend came to an abrupt end, they add further [see more...](#)

Gold firms as dollar slips; Yellow metal's bulls brace for inflation data

Gold prices inched up on Monday as the dollar slid ahead of key inflation data that could decide the action in coming weeks by the world's major central banks, most of whom are girding for higher interest rates. The front month gold contract on New York's Comex settled at \$1,933.80 an ounce, up \$4.20, or 0.2%, on the day. It was the first time the U.S. gold [see more...](#)

Dow futures tick higher after negative session

U.S. stock futures were trading slightly higher during Monday's evening deals, after major benchmark averages finished in negative territory as tech companies retreated, with investors looking ahead to fresh economic data set to be released later in Tuesday's session. By 6:30pm ET (10:30pm GMT) Dow Jones Futures, S&P 500 Futures and Nasdaq 100 Futures were each trading 0.1% [see more...](#)

USD/JPY gathers strength for a rally above 144.00 as BoJ needs to remain dovish further

The USD/JPY pair is demonstrating back-and-forth action around 143.50 in the early European session. The asset is expected to deliver a strong upside above 144.00 as investors are hoping that the Bank of Japan (BoJ) will continue to keep the monetary policy dovish in order to attain sustainable 2% inflation. [see more...](#)

EUR/USD prepares for Lagarde's hawkish remarks at ECB forum, US data below 1.0950

EUR/USD defends the week-start rebound as Euro bulls occupy the driver's seat heading into Tuesday's European session. In doing so, the major currency pair remains firmer around 1.0925 as it makes rounds to the intraday top ahead of the key catalysts from the old continent, as well as from the US. [see more...](#)

GBP/USD now seen within 1.2650-1.2850 – UOB

We highlighted yesterday that "the price movements are likely part of a consolidation phase" and we expected GBP to trade in a range between 1.2690 and 1.2760. GBP then traded in a range of 1.2689/1.2748 before closing little changed at 1.2712 (-0.03%). The price actions offer no fresh clues and we continue to expect GBP to trade in a range, likely between 1.2685 and 1.2750. [see more...](#)

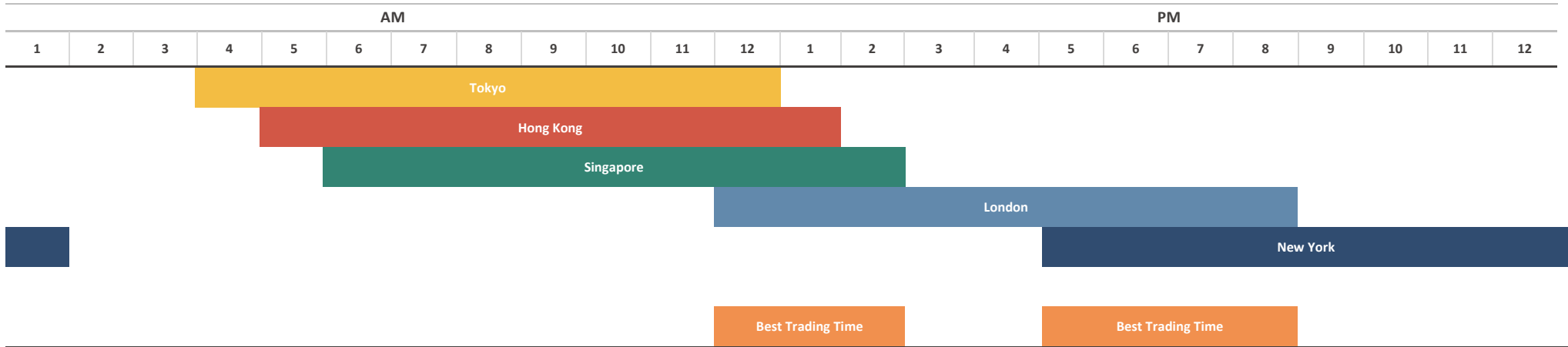
ECONOMIC CALENDAR

Event	Dates	Time	Currency	Importance	Actual	Forecast	Previous
Building Permits	27-Jun-23	5:00 PM	USD	Holiday		1.491M	1.417M
Core Durable Goods Orders (MoM) (May)	27-Jun-23	5:30 PM	USD	Holiday			-0.30%
CB Consumer Confidence (Jun)	27-Jun-23	7:00 PM	USD	High Volatility		103.7	102.3
New Home Sales (May)	27-Jun-23	7:00 PM	USD	High Volatility		670K	683K
Fed Chair Powell Speaks	28-Jun-23	6:30 PM	USD	Holiday			
Crude Oil Inventories	28-Jun-23	7:30 PM	USD	Holiday			-3.831M
Fed Chair Powell Speaks	29-Jun-23	11:30 AM	USD			1.40%	2.60%
GDP (QoQ) (Q1)	29-Jun-23	5:30 PM	USD			266K	264K
Initial Jobless Claims	29-Jun-23	5:30 PM	USD			0.20%	0.00%
Pending Home Sales (MoM) (May)	29-Jun-23	7:00 PM	USD				
Manufacturing PMI (Jun)	30-Jun-23	6:30 AM	CNY				48.8
GDP (QoQ) (Q1)	30-Jun-23	11:00 AM	GBP			0.10%	0.10%
GDP (YoY) (Q1)	30-Jun-23	11:00 AM	GBP			0.20%	0.60%
CPI (YoY) (Jun)	30-Jun-23	2:00 PM	EUR			5.70%	6.10%
Core PCE Price Index (MoM) (May)	30-Jun-23	5:30 PM	USD			0.40%	0.40%

Source: Investing.com

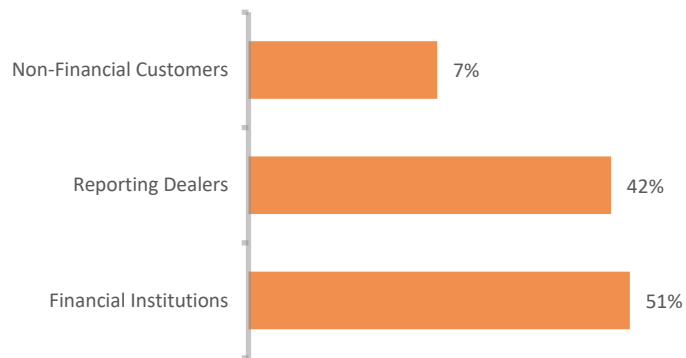
FOREX MARKETS' STATISTICS

Forex Market Hours

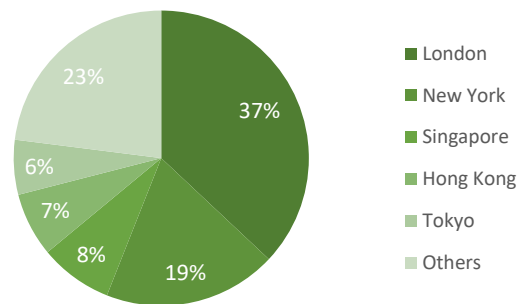


Note: This chart shows the normal forex trading times of all the major forex trading centers across the globe in Pakistan Standard Time.

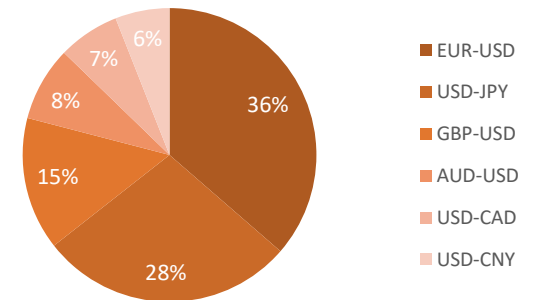
Forex Turnover by Counterparty



Markets' Share in Total Forex Turnover



Most Traded Currency Pairs



Sources: ACPL Research, Forexmarkethours, Dailyfx, Ig

DISCLAIMER

This report has been prepared by Abbasi and Company (Private) Limited and is provided for information purposes only. Abbasi and Company (Private) Limited (ACPL) is engaged in brokerage business of commodities futures in Pakistan and to provide the trading/ execution facility on Pakistan Mercantile Exchange (PMEX). There is risk of loss in trading in derivatives (futures). The author, directors and other employees of Abbasi and Company (Private) Limited and its affiliates cannot be held responsible for any loss in trading. Futures; futures on margin carries a high level of risk and may not be suitable for all investors. The high degree of leverage can work against the investor/ traders. Before deciding to invest in Commodity derivatives, you should carefully consider your investment objectives, level of experience, and risk appetite. The possibility exists that you could sustain a loss of some or all of your initial investment and therefore you should not invest money that you cannot afford to lose. You should be aware of all the risks associated with futures trading in commodities and other financial products. We take no responsibility for any loss made in investment on any instruments through us. In any event Abbasi and Company (Private) Limited, its affiliates, agents will not be liable to anyone for any decision made or action taken for investment/ trading. Abbasi and Company (Private) Limited, its affiliates, directors and employees cannot be held responsible for any loss in trading due to any problem in connectivity; failure of system; technical problem in the software or any other reason whatever. All the reports/ recommendations/ trading calls/ opinions are advisory in nature and contains the opinions of the author, which are not to be construed as investment advices. The author, directors and other employees of Abbasi and Company (Private) Limited and its affiliates cannot be held responsible for the accuracy of the information presented herein or for the results of the positions taken based on the opinions expressed in the reports/ views from Abbasi and Company (Private) Limited. All the views/ recommendations/ trading calls and opinions are based on the information, which are believed to be accurate and no assurance can be given for the accuracy of these information.

Derivatives trading involve substantial risk. The valuation of the underlying may fluctuate, and as a result, clients may lose their entire original investment. In no event should the content of this research report be construed as an express or an implied promise, guarantee or implication by, or from, Abbasi and Company (Private) Limited that you will profit or that losses can, or will be, limited in any manner whatsoever. Past results are no indication of future performance. The information provided in this report is intended solely for informative purposes and is obtained from sources believed to be reliable. Information is in no way guaranteed. No guarantee of any kind is implied or possible where projections of future conditions are attempted. Investments in securities market are subject to market risks, read all the related documents carefully before investing.

All rights reserved by Abbasi and Company (Private) Limited. This report or any portion hereof may not be reproduced, distributed, or published by any person for any purpose whatsoever. Nor can it be sent to a third party without prior consent of Abbasi and Company (Private) Limited. Action could be taken for unauthorized reproduction, distribution, or publication.

The research analyst, primarily involved in the preparation of this report, certifies that (1) the views expressed in this report accurately reflect his/her personal views about the subject commodity/index /currency pair and (2) no part of his/her compensation was, is or will be directly or indirectly related to the specific recommendations or views expressed in this report.

DISCLOSURE

Following exchange rates are used to convert investment and profit values:

- USD/PKR: 286.74
- JPY/PKR: 2.01

To arrive at our Target Price, Abbasi & Company (Private) Limited uses following methods:

- Technical Analysis
- Fundamental Analysis

Furthermore, profit and returns are inclusive of all expenses including PMEX Fee, ACPL Fee & Sales Tax

RESEARCH DISSEMINATION POLICY

Abbasi & Company (Private) Limited endeavors to make all reasonable efforts to disseminate research to all eligible clients in a timely manner through either physical or electronic distribution such as email, fax mail etc. Nevertheless, all clients may not receive the material at the same time.

PREPARED BY

Muhammad Salman
Phone: (+92) 42 38302028
Ext: 116
Email: salman@abbasiandcompany.com

RESEARCH DEPARTMENT

6 - Shadman, Lahore
Phone: (+92) 42 38302028; Ext: 116, 117
Email: research@abbasiandcompany.com
web: www.abbasiandcompany.com

HEAD OFFICE

6 - Shadman, Lahore
Phone: (+92) 42 38302028
Email: support@abbasiandcompany.com
web: www.abbasiandcompany.com